

Information booklet for YR, Y1, Y2 and Y3 parents

# Marking writing



### Marking in YR, Y1, Y2 and Y3

- The learning intention will be either typed or written onto sheet, or a quick note will be written by the adult when marking, unless it is really clear in the title.
- Whether the work was adult supported (A) or independent (I), or any other key information ie. used wordbank indicated by a symbol.
- Black handwriting pen will be used for all marking.
- Green and pink highlighters will be used for the teacher's own information. They will be used to demonstrate whether the child has achieved the learning intention or not.
- **Pink = achieved. Green = needs revisiting so a target will be given.** Feedback time for targets will be planned for.

### Self -marking

- Year 1, 2 and 3 will be taught to self mark using the language for learning symbols (included in this information booklet). The language for learning symbols are also on view in the classroom.
- The children will be taught to self and peer assess orally, using the visualiser as a whole class or with a learning partner.



.



?



,



## Full Stop

Use to mark the  
end of a sentence.



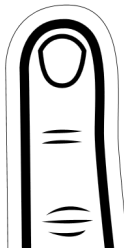
## Question Mark

Use at the end of a  
direct question.



## Comma

Use to separate  
three or more  
elements in a list.

Once  there



and

## Space

Leave a finger  
space between  
words.

## Exclamation Mark

Use at the end of a  
strong declaration,  
interjection or  
command.


and

Use to extend or  
join sentences.

A

or

b



## Capital Letter

Use to mark the beginning of a sentence, for 'I' and for proper nouns (names of people, places or days of the week).

or

Use to extend or join sentences.

but

Use to extend or join sentences.

when

if

that

**when**

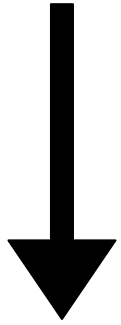
Use to extend or  
join sentences.

**if**

Use to extend or  
join sentences.


**that**

Use to extend or  
join sentences.



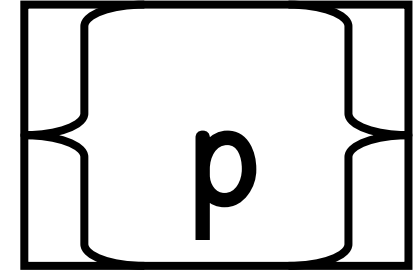
## Present tense

Use when writing about something that is happening now.



## Past tense

Use when writing about something that has already happened.



## Presentation

was	my
there	said
little	like

b

,

## Use a word bank

Look at a word bank to help your spelling.

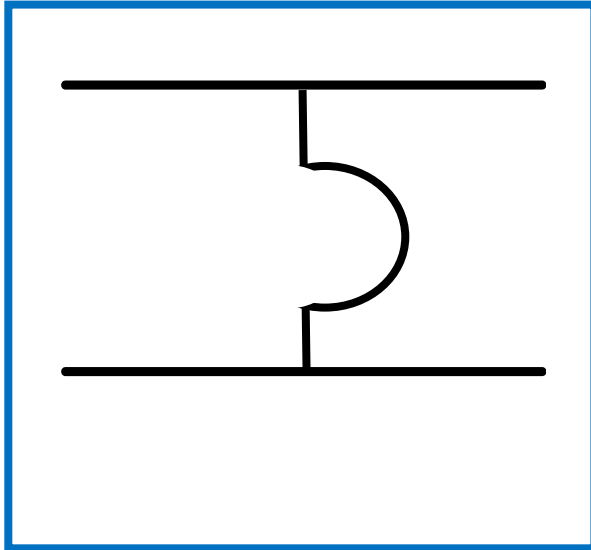
## because

Use to extend or join sentences.

## Apostrophe

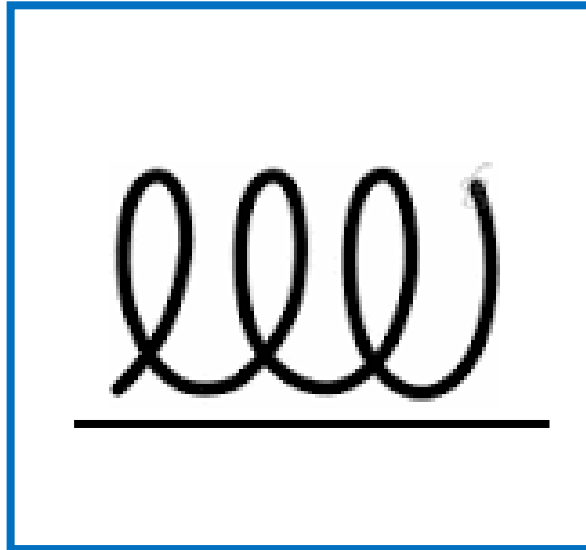
Use to show singular possession  
e.g Ben's book  
or for contracted terms e.g. it's






## Conjunction

Use to extend or  
join ideas in a  
sentence.




Neat, joined  
handwriting.



## Paragraphs

Group your writing  
into sections.



## **Verb**

An action word. It describes what something is, has or does.


## **Adjective**

Use to describe somebody or something. It adds extra information

Say your sentence in your head before you write it.



s a t  
p i n



## Sound out


Sound out your word to help you spell it.

## Spelling

Use a word bank and letters and sounds skills to make sure your spelling is correct.

## Noun

A name, object, person or place.



**Check your  
work makes  
sense.**